



27%
Fall 2010



34%
Fall 2016

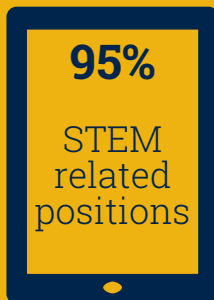
Fall 2016

15,489 Undergraduates


- 81% STEM majors
- 34% of whom are women
- 16% underrepresented minorities



1,307
Co-op/Internship
Participants



95%
STEM
related
positions



2,157
AY2011-12



3,034
AY2016-17

2016-17 Academic Year


- 40% increase in STEM degrees earned

Spring 2017

STEM Graduate Salaries



Computing
\$85,000



Engineering
\$68,000



Sciences
\$54,000