

*Executive Summary*

*23% of students who graduated from Georgia Tech with a bachelor's degree chose to pursue graduate study.*

*For those who pursued graduate study, 54.7% chose Georgia Tech for their graduate degree, while 45.3% chose another institution.*

*Of the 45.3% who chose another institution, 21.3% chose an in-state institution vs. 78.7% who chose an out-of-state institution.*

*Overall, 59.5% changed fields when pursuing graduate studies. However, it seems choice of institution may have influenced whether a bachelor's recipient pursued graduate study in their undergraduate field. For those who chose Georgia Tech, 36.2% continued in their undergraduate field and 18.5% did not. For those who chose another institution, 41% pursued graduate studies in another field and only 4.2% continued in their undergraduate field.*

From Academic Year (AY) 2018 through AY 2020 over 10,000 students graduated with a bachelor's degree. Overall, only 23% chose to pursue graduate studies while 77% did not.

**Table 1. Bachelor's Recipients Continuing to Graduate School, AY 2018 - 2020**

Graduation AY	N	Did not Continue		Continued	
2018	3,461	2,544	73.5%	917	26.5%
2019	3,653	2,802	76.7%	851	23.3%
2020	3,870	3,115	80.5%	755	19.5%
<b>Grand Total</b>	<b>10,984</b>	<b>8,461</b>	<b>77.0%</b>	<b>2,523</b>	<b>23.0%</b>

The percentage of bachelor's recipients continuing to graduate school has declined from a high of 26.5% in AY 2018 to 19.5% in AY 2020. What appears to be a sharp decline in AY 2020 may be due to the impact of the COVID-19 pandemic. Students may have chosen to postpone rather than forgo graduate study.

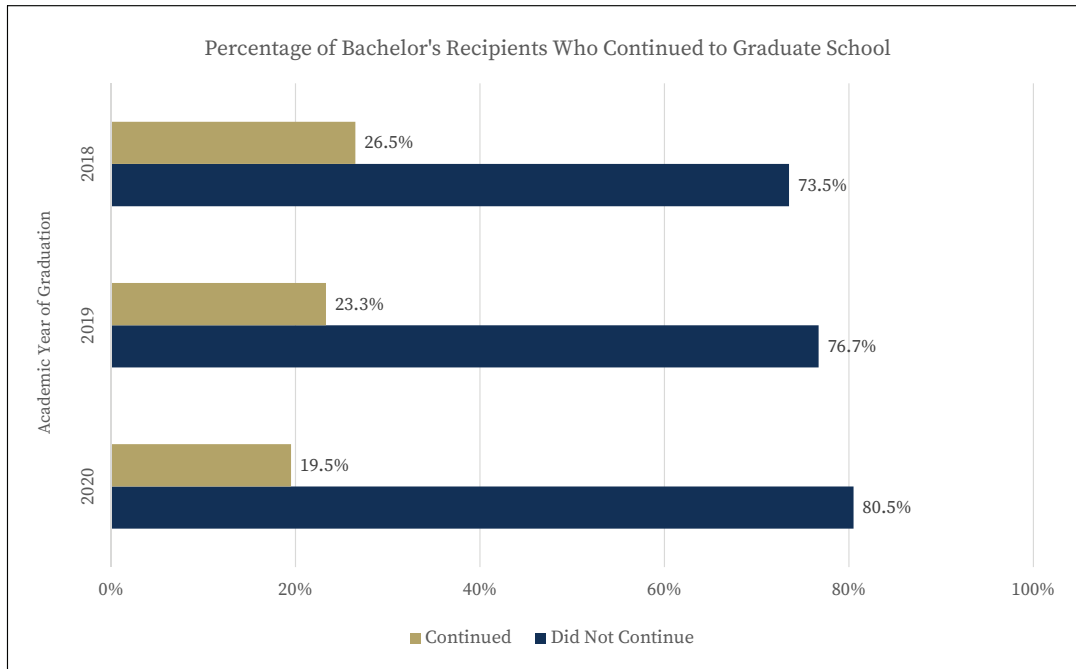


Figure 1. Bar chart showing the percentage of bachelor's recipients who pursued graduate studies.

Those students who chose to continue their education seemed to be almost evenly split overall with a slim majority favoring Georgia Tech (54.7%) versus pursuing graduate studies at other colleges or universities (45.3%).



Table 2. Bachelor's Recipients Who Continued at Georgia Tech vs. Other Schools

Graduation AY	N	Pursued graduate studies at Tech		Pursued graduate studies at another institution	
2018	917	470	51.3%	447	48.7%
2019	851	441	51.8%	410	48.2%
2020	755	470	62.3%	285	37.7%
<b>Grand Total</b>	<b>2,523</b>	<b>1,381</b>	<b>54.7%</b>	<b>1,142</b>	<b>45.3%</b>

Of those who continued their education at Georgia Tech, 66.2% continued their studies in the field in which they earned their bachelor's degree. Computer Science (240) was the top major, followed by Electrical & Computer Engineering (186), and Mechanical Engineering (175).

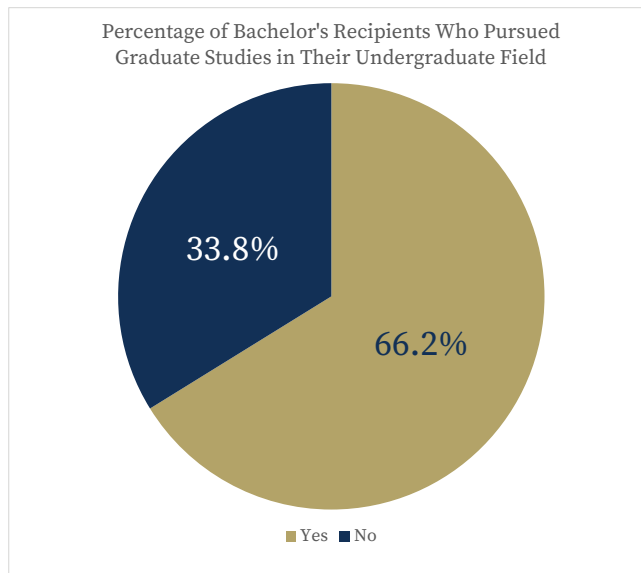


Figure 2. Pie chart showing the percentage of bachelor's recipients who pursue graduate studies in their undergraduate field.

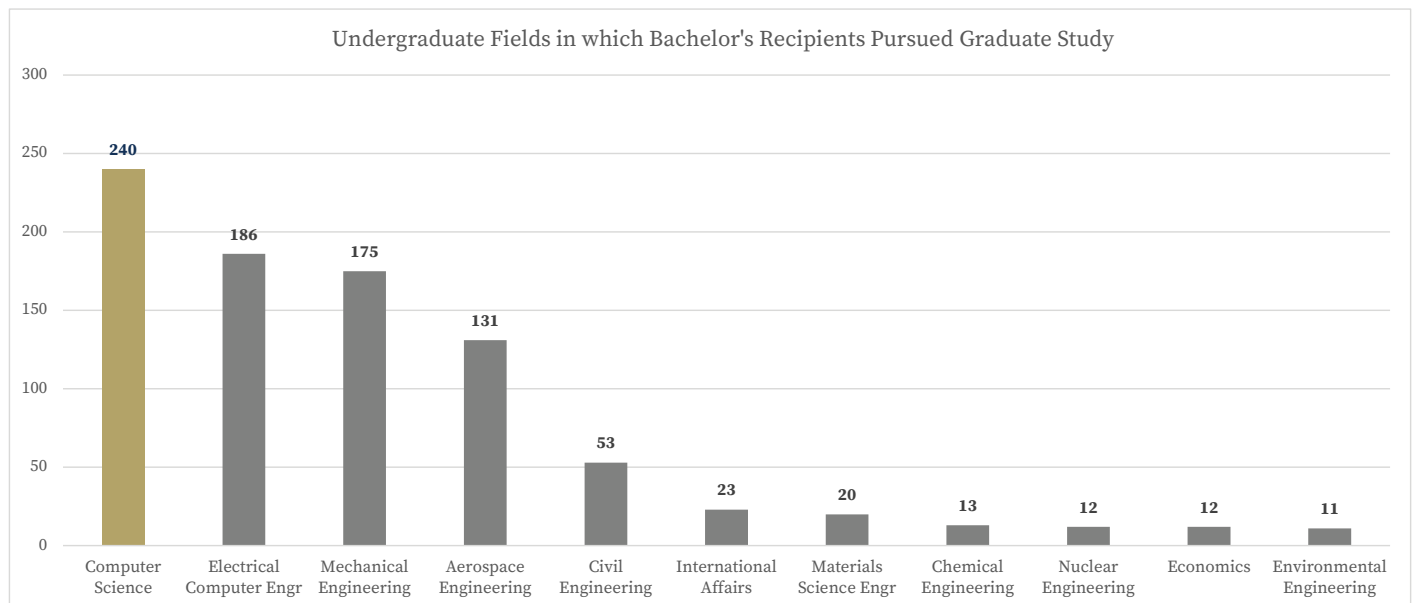


Figure 3. Bar chart showing the count of bachelor's recipients who pursue graduate study in their undergraduate field.

For those who changed fields, Computer Science (124) was the top major, followed by Analytics (98), and Cybersecurity (21).

Fields of Study with Five or More Bachelor’s Recipients Pursuing a Graduate Major in a Different Field

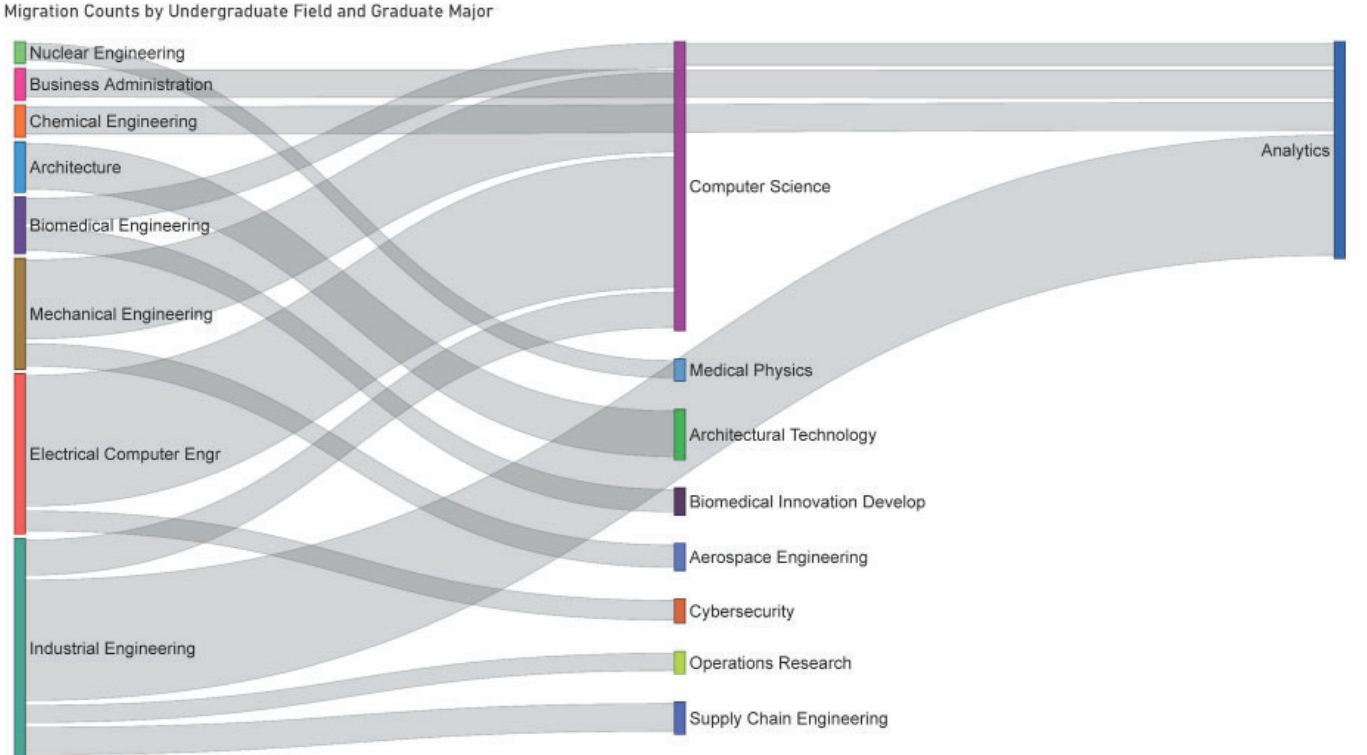


Figure 4. Sankey diagram showing the migration from undergraduate field of study to graduate major for bachelor’s recipients.

Of those who continued their education at another institution, the first and second choices were Augusta University (58) and Georgia State University (43). The top majors for each, respectively, were Medicine (47) and Law (16).

Augusta University was the top choice for recipients of bachelor’s degrees in Biochemistry (13), Biology (11), and Biomedical Engineering (11) to pursue graduate studies in Medicine. Georgia State University was the top choice for recipients of bachelor’s degrees in Business Administration (7) to pursue graduate studies in Law.

Undergraduate Field	Graduate Institution	Graduate Field	N
<b>Biochemistry</b>	Augusta University	Medicine	13
	Emory University-Medical	Doctor Of Medicine	6
<b>Biology</b>	Augusta University	Medicine	11
	Emory University-Medical	Doctor Of Medicine	6
	Philadelphia College Of Osteopathic Medicine	Osteopathic Medicine	9
<b>Biomedical Engineering</b>	Augusta University	Medicine	11
	Emory University-Medical	Doctor Of Medicine	6
<b>Business Administration</b>	Georgia State University	Law	7

Of the total 1,142 Georgia Tech bachelor's recipients chose to pursue graduate studies at another institution, 243 (21.3%) chose an in-state institution and 899 (78.7%) chose an out-of-state institution.

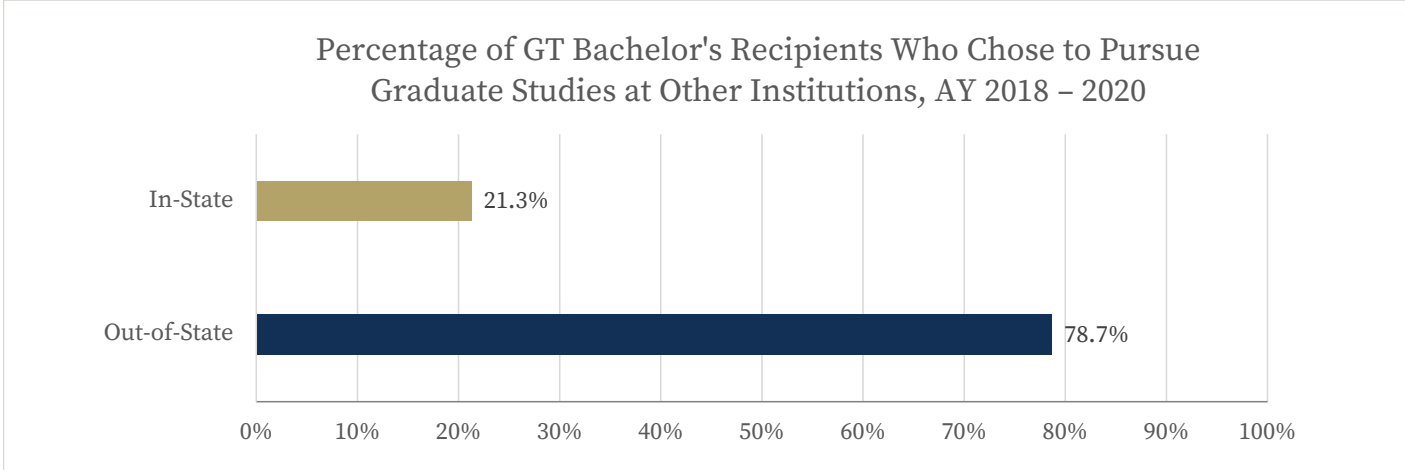


Figure 5. Percentage of Georgia Tech bachelor's recipients who chose another institution, in-state vs. out-of-state.

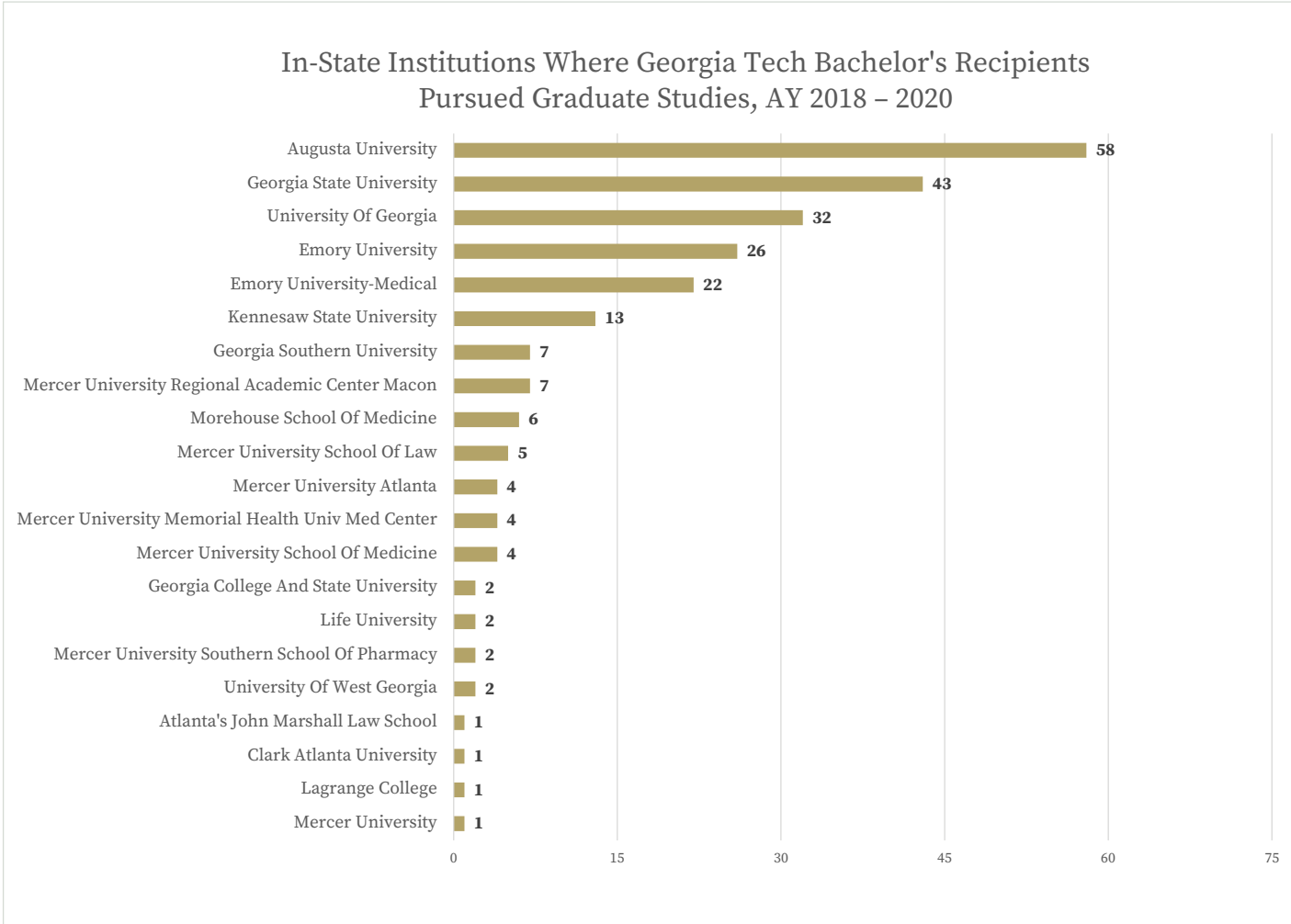


Figure 6. In-state institutions other than Georgia Tech chosen by bachelor's recipients in order of popularity.

### Top 25 Out-of-State Institutions Where Georgia Tech Bachelor's Recipients Pursued Graduate Studies, AY 2018 – 2020

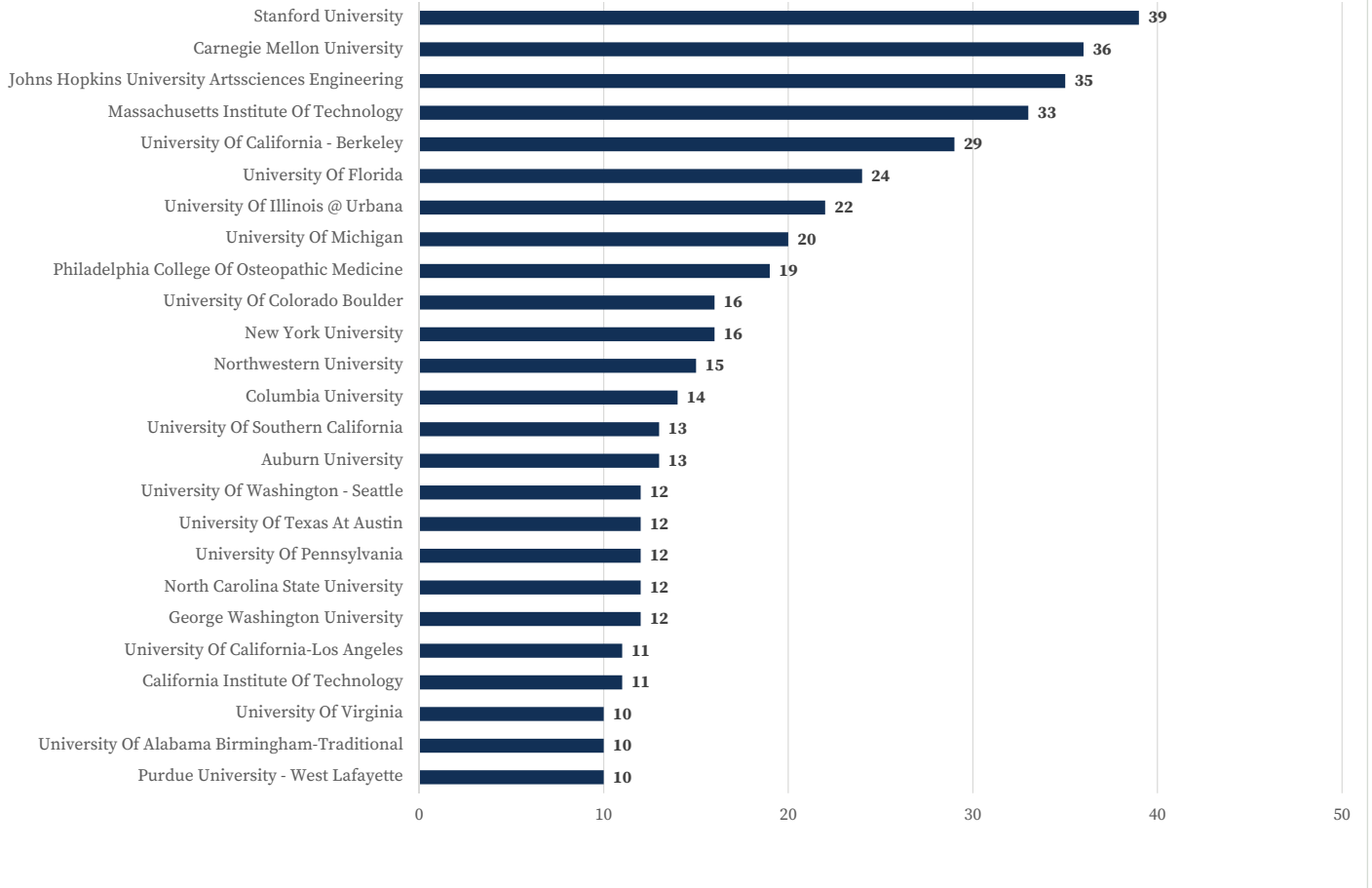


Figure 6. Top 25 out-of-state institutions other than Georgia Tech chosen by bachelor’s recipients in order of popularity.